

# Somerset Public Health COVID-19 Dashboard

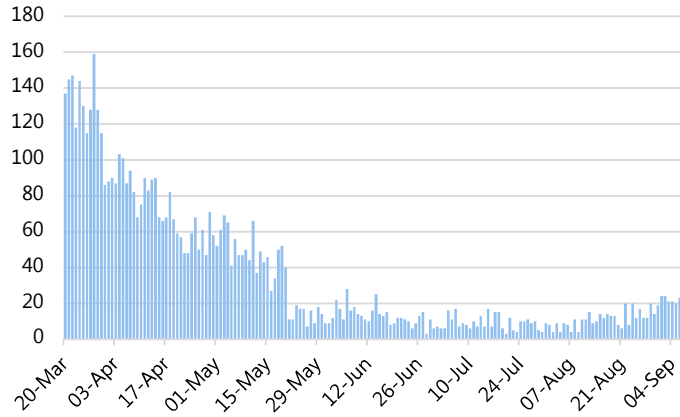
## NHS 111 COVID Demand



Latest daily Somerset based calls to NHS 111 to assess COVID symptoms

07/09/2020

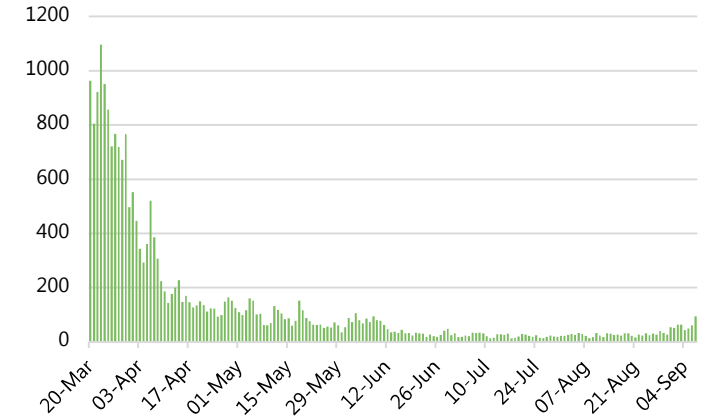
## NHS 111 Calls to assess COVID Symptoms



Latest daily NHS 111 Online symptom assessments for COVID giving Somerset postcode

07/09/2020

## NHS 111 Online Assessments for COVID Symptoms



## Detected cases

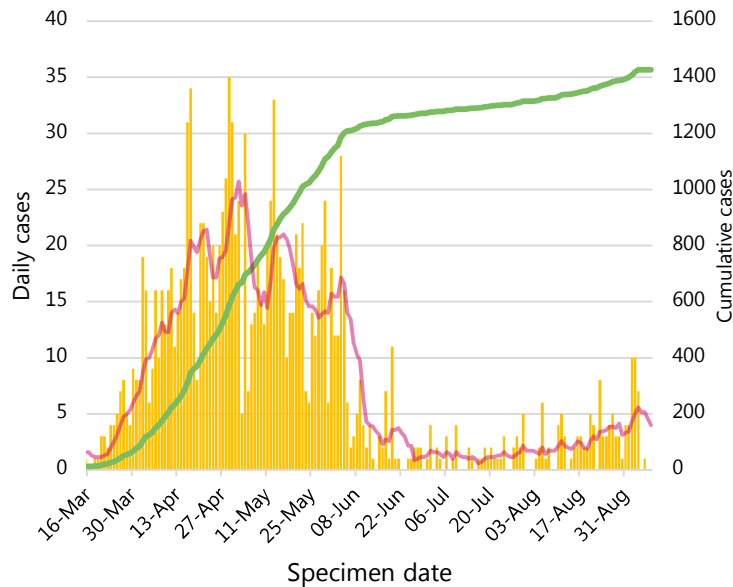


Total pillars 1 & 2 lab-confirmed COVID cases in Somerset

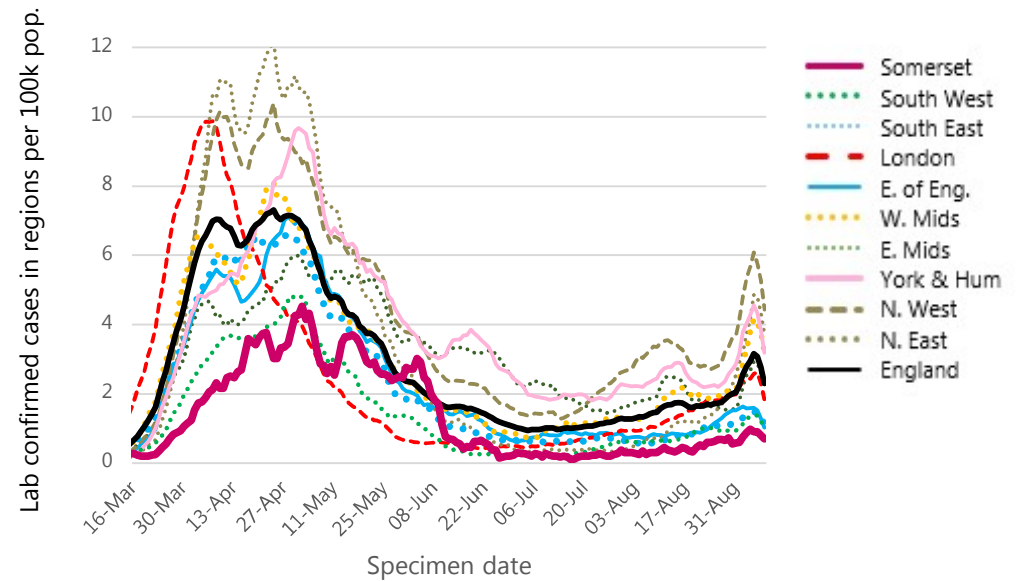
08/09/2020

7 day moving average  
Cumulative cases

## Somerset pillars 1&2 confirmed COVID cases daily



## National comparison lab confirmed cases 7-day averages



As of 2nd June 2020, numbers of lab-confirmed positive cases now include those identified by testing in all settings (pillars 1 and 2).

Produced 08/09/2020 For data sources see final page. For more information contact [publichealth@somerset.gov.uk](mailto:publichealth@somerset.gov.uk)

# Somerset Public Health COVID-19 Dashboard

## Latest R number range for the South West

# 0.8-1.1

Last updated on Friday 04 Sep 2020

Produced by:

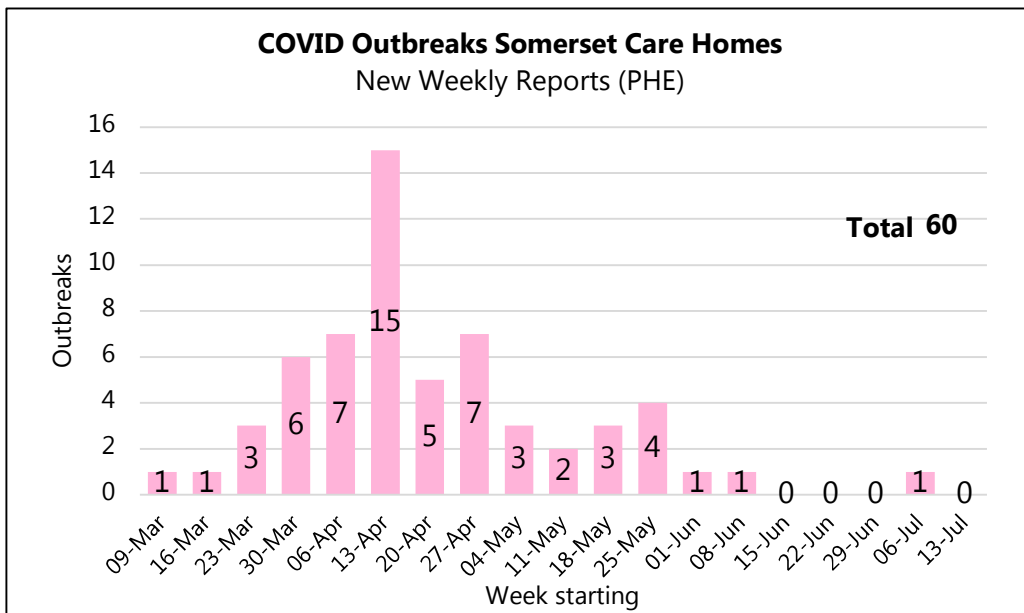
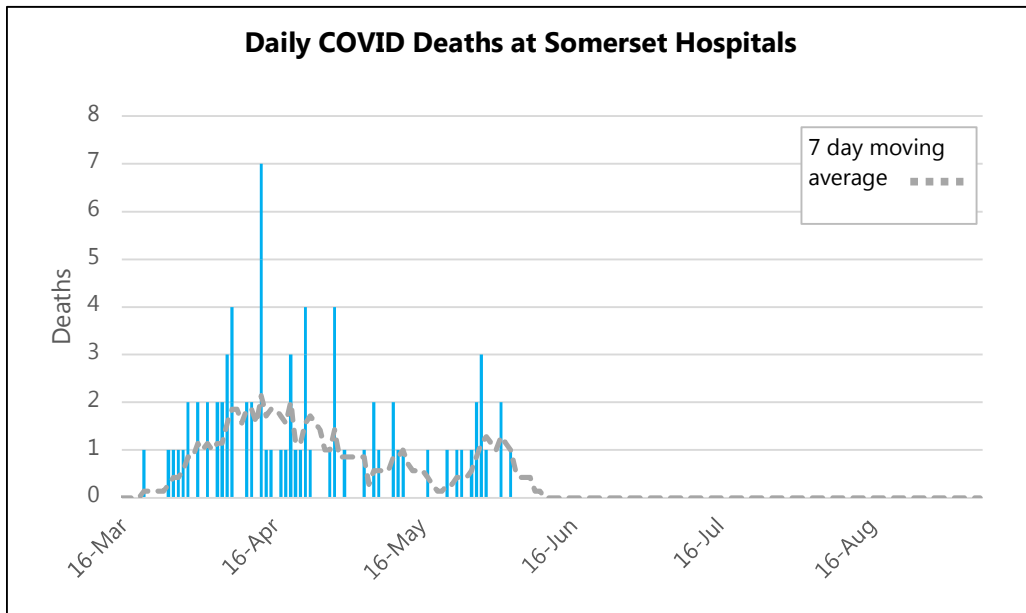
UK Government Scientific Advisory Group for Emergencies (SAGE)

## What is R?

The reproduction number (R) is the average number of secondary infections produced by 1 infected person.

An R number of 1 means that on average every person who is infected will infect 1 other person, meaning the total number of new infections is stable.

Region	R
UK	0.9-1.1
England	0.9-1.0
East of England	0.8-1.0
London	0.9-1.1
Midlands	0.8-1.0
NE and Yorks	0.8-1.0
North West	0.8-1.0
South East	0.8-1.0
South West	0.8-1.1



# Somerset Public Health COVID-19 Dashboard

COVID deaths week ending

🕒 28/08/2020

All COVID

1

Hospital

1

Care Home

0

Other

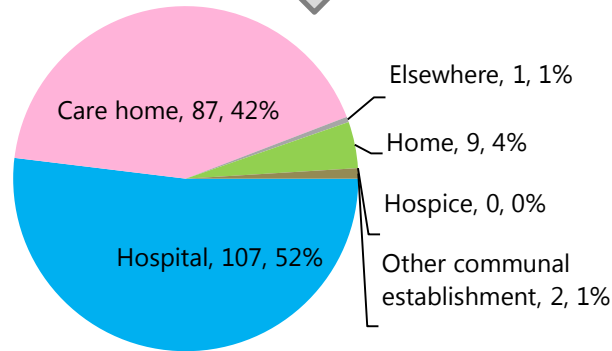
0

No COVID deaths most recent week.

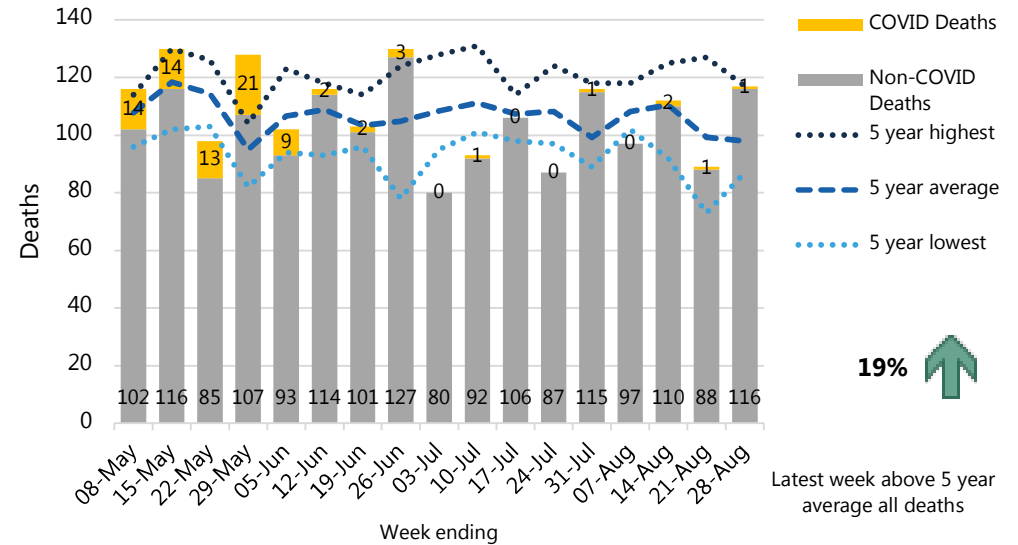
Total increase due to a registration for a previous week.

## All COVID Deaths in Somerset by Place of Death (ONS)

Total 206 28/08/2020

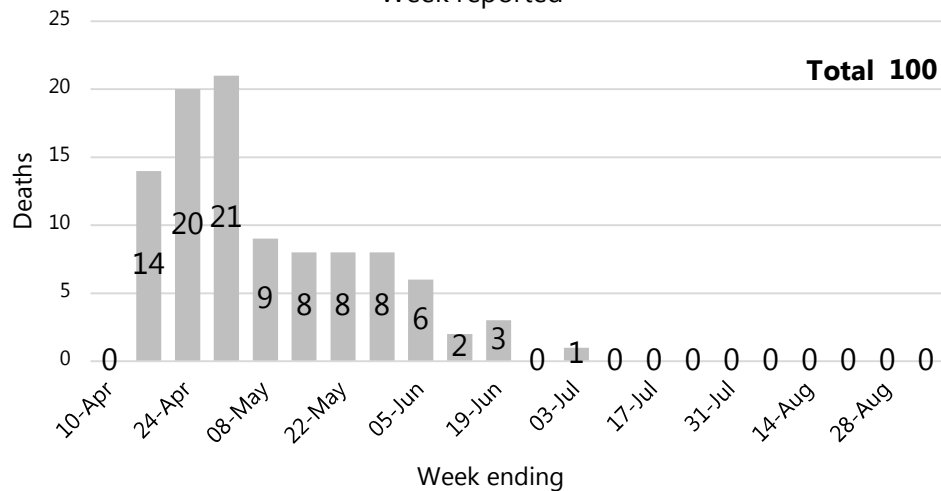


## Somerset All Deaths (weekly) (ONS)

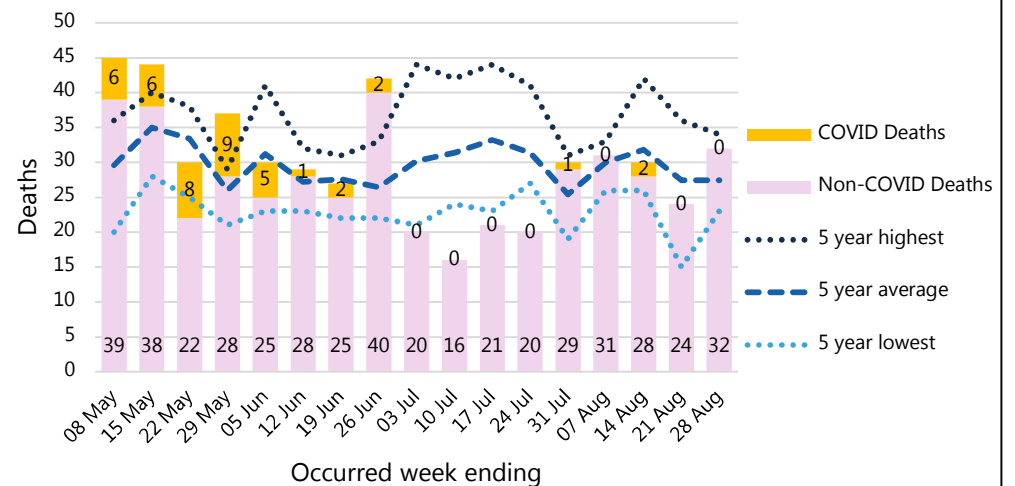


## Somerset COVID Care Home Deaths (weekly) (CQC)

Week reported



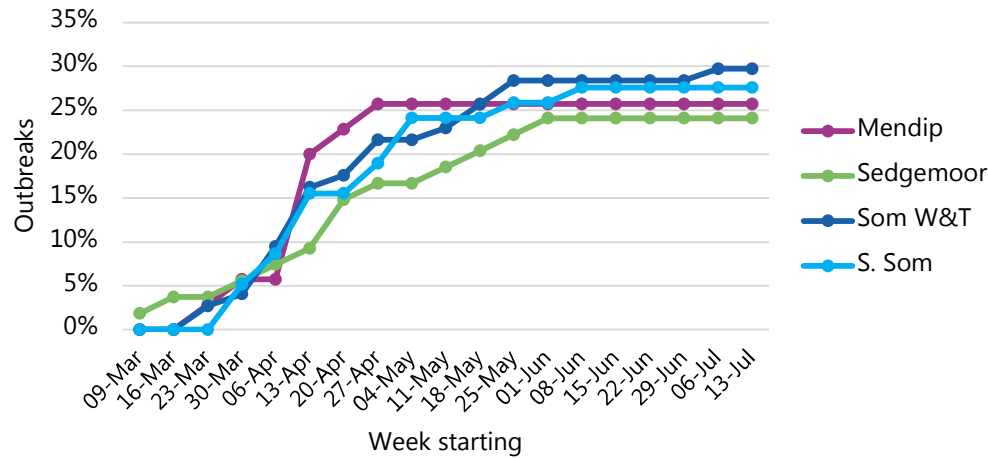
## Somerset Care Home Deaths (weekly) (ONS)



# Somerset Public Health COVID-19 Dashboard

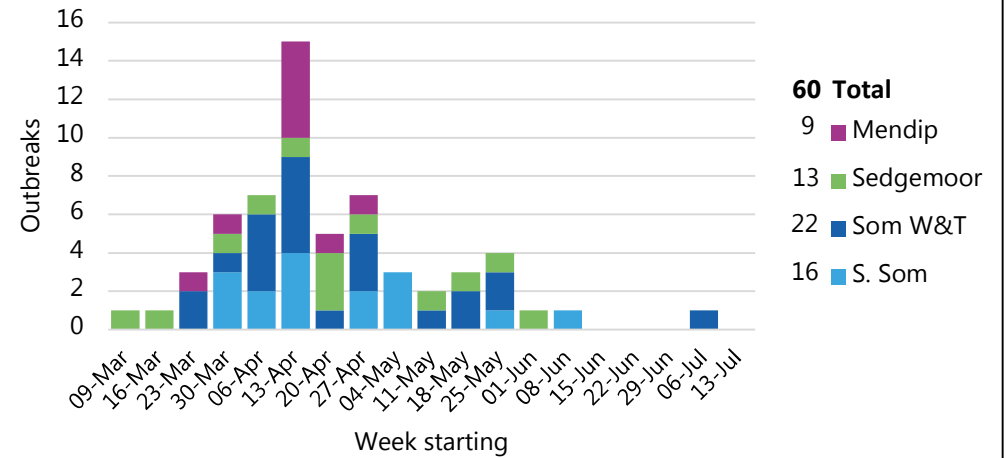
## Percentage of care homes reporting COVID outbreaks

New Weekly Reports (PHE)

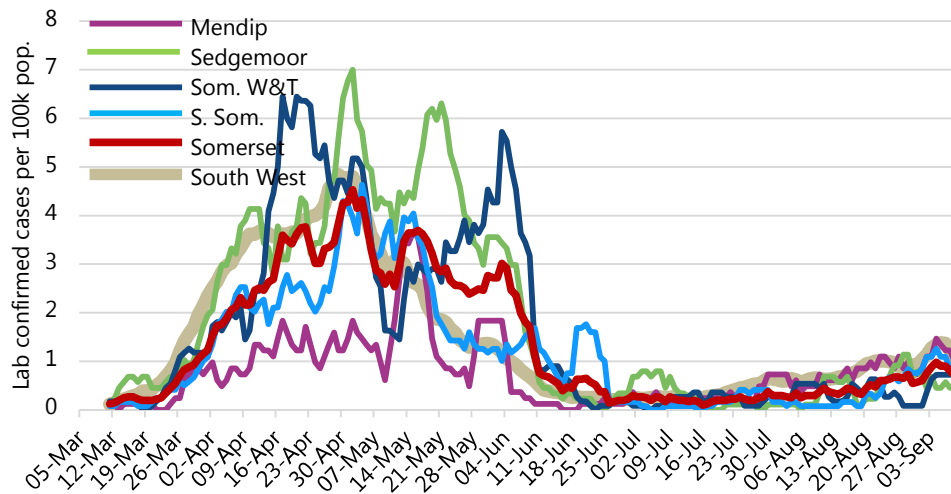


## Number of care homes reporting COVID outbreaks

New Weekly Reports (PHE)



## Daily detected cases pillars 1&2 (Lab confirmed) per 100k pop. 7 day rolling averages

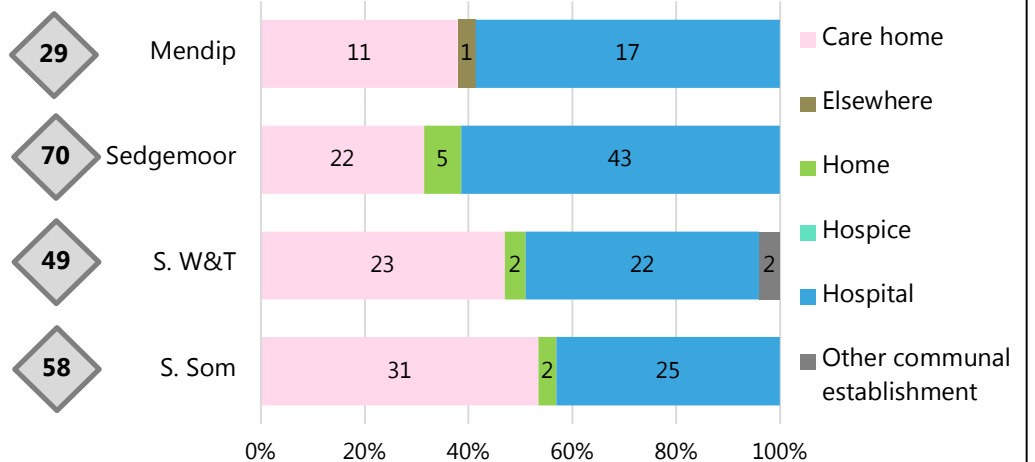


## District COVID deaths (ONS data)

28/08/2020

Total deaths

Place of death breakdown



# Somerset Public Health COVID-19 Dashboard

Data type	Next updated	How published	Link for more information
NHS 111 Triages	09/09/2020	Published weekdays only, with data to day before.	<a href="https://digital.nhs.uk/dashboards/nhs-pathways#dashboard">https://digital.nhs.uk/dashboards/nhs-pathways#dashboard</a>
Lab confirmed cases: Pillars 1 & 2	09/09/2020	Published daily ~5pm with data to day before. By specimen date.	<a href="https://coronavirus.data.gov.uk/">https://coronavirus.data.gov.uk/</a>
R value from SAGE group	11/09/2020	Published approximately weekly.	<a href="https://www.gov.uk/guidance/the-r-number-in-the-uk">https://www.gov.uk/guidance/the-r-number-in-the-uk</a>
Care home outbreaks (PHE)	No longer updated	Published weekly on Thursdays with data to Sunday before.	<a href="https://www.gov.uk/government/statistical-data-sets/covid-19-number-of-outbreaks-in-care-homes-management-information">https://www.gov.uk/government/statistical-data-sets/covid-19-number-of-outbreaks-in-care-homes-management-information</a>
Hospital deaths (NHSE)	09/09/2020	Published daily ~2pm with data to day before. Most recent 5 days subject to data updates.	<a href="https://www.england.nhs.uk/statistics/statistical-work-areas/covid-19-daily-deaths/">https://www.england.nhs.uk/statistics/statistical-work-areas/covid-19-daily-deaths/</a>
Care home deaths (CQC)	15/09/2020	Published weekly on Tuesdays with data to Friday before.	<a href="https://www.ons.gov.uk/peoplepopulationandcommunity/birthsdeathsandmarriages/deaths/datasets/numberofdeathsincarehomesnotifiedtothecarequalitycommissionengland">https://www.ons.gov.uk/peoplepopulationandcommunity/birthsdeathsandmarriages/deaths/datasets/numberofdeathsincarehomesnotifiedtothecarequalitycommissionengland</a>
Death counts (ONS) County and district level	15/09/2020	Published weekly on Tuesday with data to the Friday 11 days before.	<a href="https://www.ons.gov.uk/peoplepopulationandcommunity/healthandsocialcare/causesofdeath/datasets/deathregistrationsandoccurrencesbylocalauthorityandhealthboard">https://www.ons.gov.uk/peoplepopulationandcommunity/healthandsocialcare/causesofdeath/datasets/deathregistrationsandoccurrencesbylocalauthorityandhealthboard</a>

NB The higher case numbers seen in early June include a number of cases that have been falsely identified as positive following an issue at the laboratory. For further information please see the following statement from Somerset NHS Foundation Trust <https://somersetft.nhs.uk/?news=issue-affecting-some-covid-19-test-results-for-some-inpatients-at-musgrove-park-hospital>

Dashboard available at: <https://www.somerset.gov.uk/covid-19-dashboard/>