

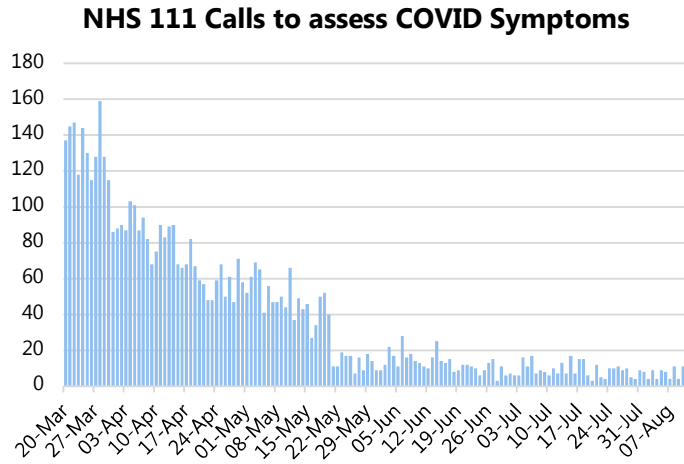
Somerset Public Health COVID-19 Dashboard

NHS 111 COVID Demand



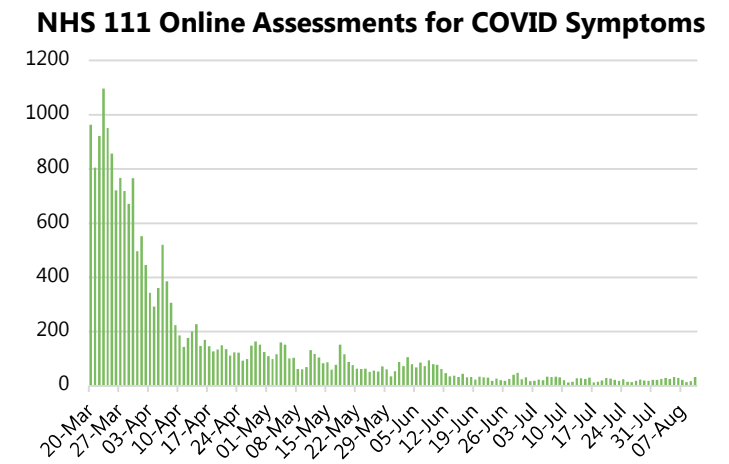
Latest daily Somerset based calls to NHS 111 to assess COVID symptoms

10/08/2020



Latest daily NHS 111 Online symptom assessments for COVID giving Somerset postcode

10/08/2020

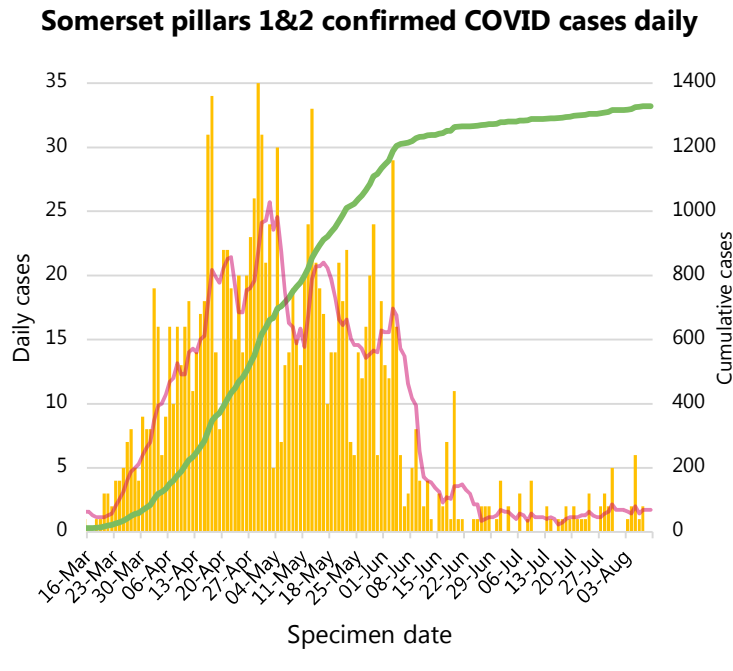


Detected cases



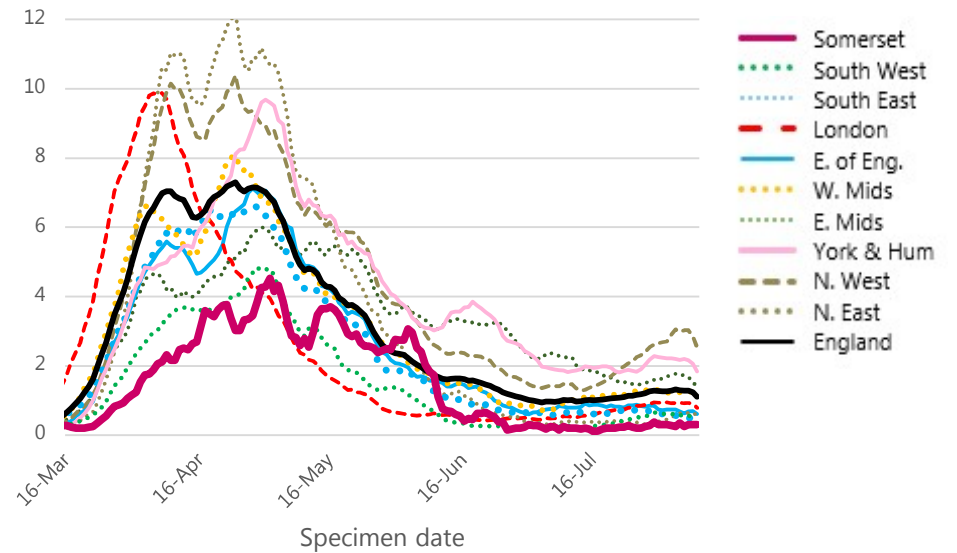
Total pillars 1 & 2 lab-confirmed COVID cases in Somerset

09/08/2020



National comparison lab confirmed cases 7-day averages

Lab confirmed cases in regions per 100k pop.



As of 2nd June 2020, numbers of lab-confirmed positive cases now include those identified by testing in all settings (pillars 1 and 2).

Produced 11/08/2020 For data sources see final page. For more information contact publichealth@somerset.gov.uk

Somerset Public Health COVID-19 Dashboard

Latest R number range for the South West

0.8-1.1

Last updated on Friday 07 Aug 2020

Produced by:

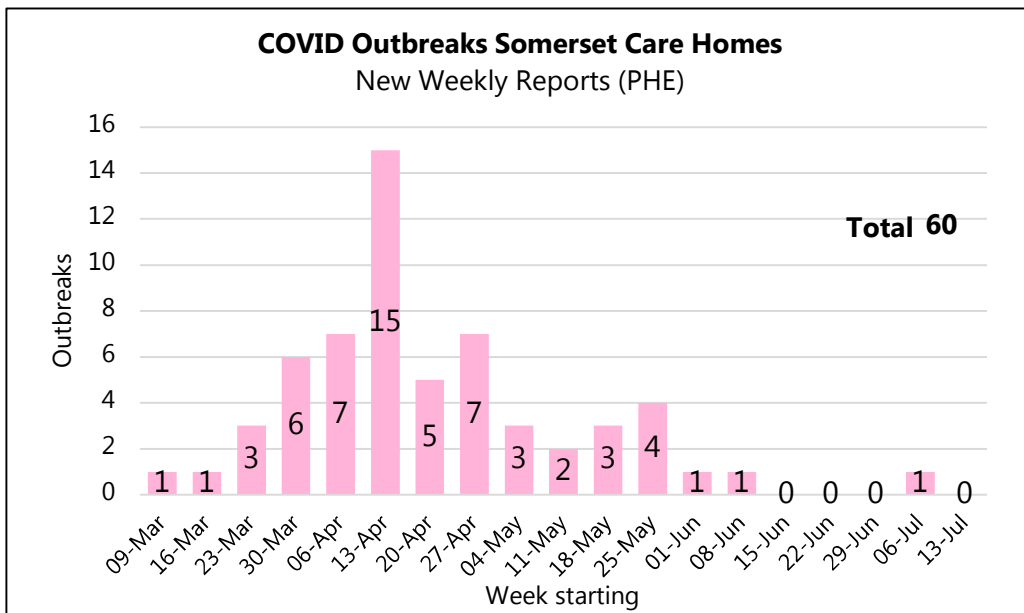
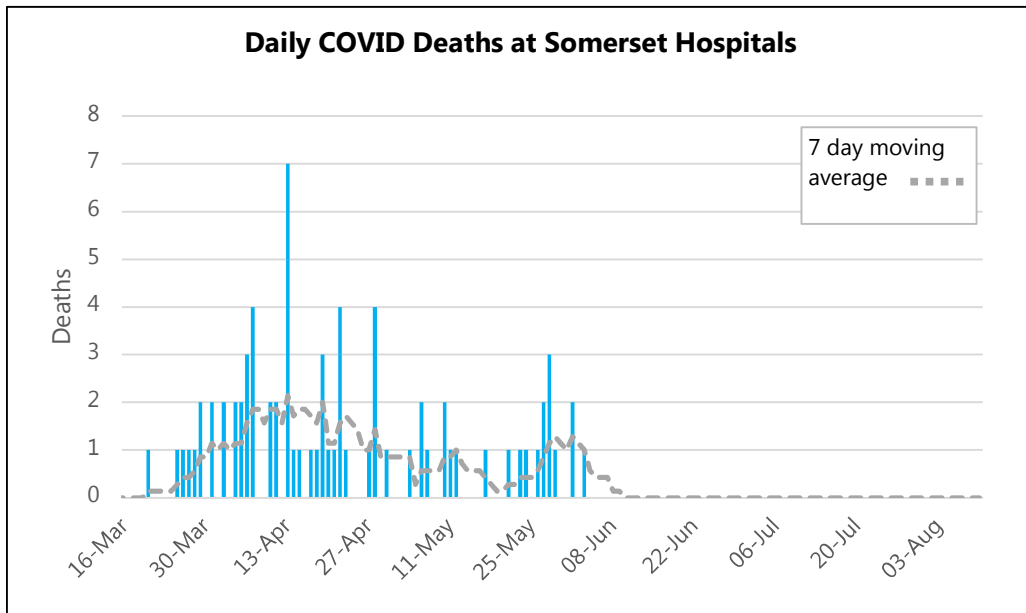
UK Government Scientific Advisory Group for Emergencies (SAGE)

What is R?

The reproduction number (R) is the average number of secondary infections produced by 1 infected person.

An R number of 1 means that on average every person who is infected will infect 1 other person, meaning the total number of new infections is stable.

Region	R
UK	0.8-1.0
England	0.8-1.0
East of England	0.7-0.9
London	0.8-1.1
Midlands	0.8-1.0
NE and Yorks	0.8-1.0
North West	0.8-1.1
South East	0.8-1.0
South West	0.8-1.1



Somerset Public Health COVID-19 Dashboard

COVID deaths week ending

31/07/2020

All COVID

1

Hospital

0

Care Home

1

Other

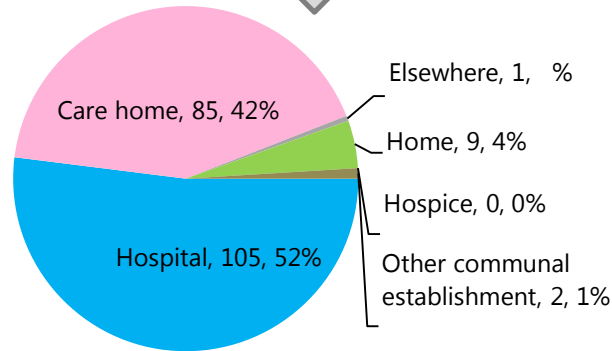
0

No COVID deaths most recent week.

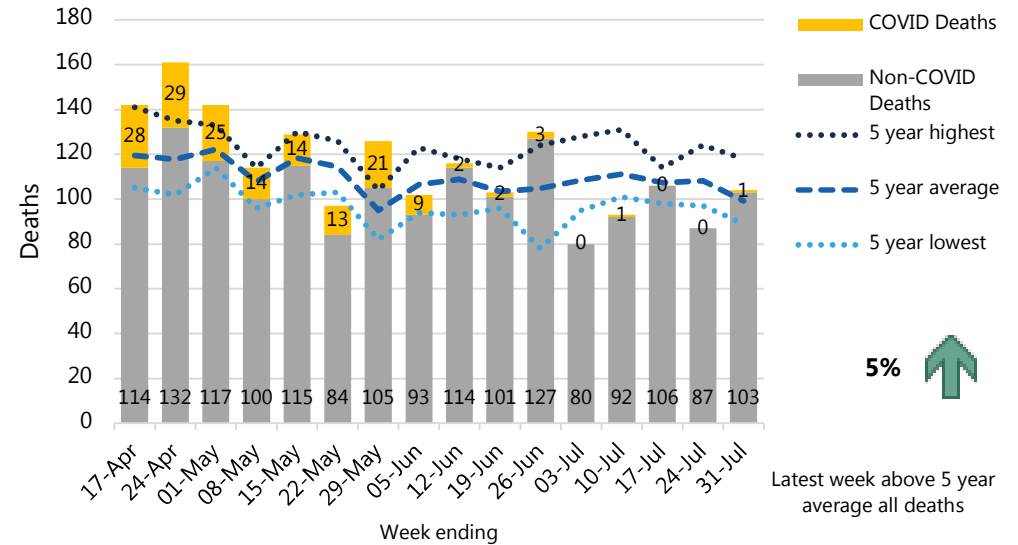
Total increase due to a registration for a previous week.

All COVID Deaths in Somerset by Place of Death (ONS)

Total 202 31/07/2020

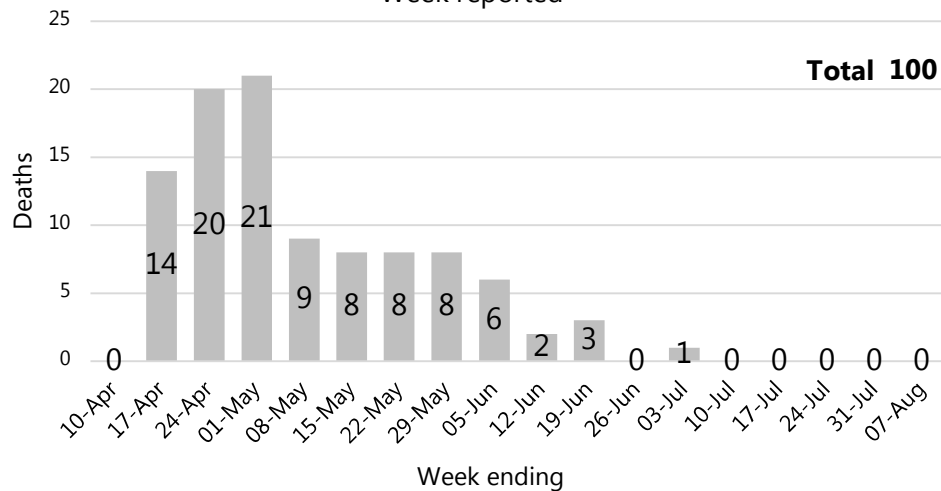


Somerset All Deaths (weekly) (ONS)

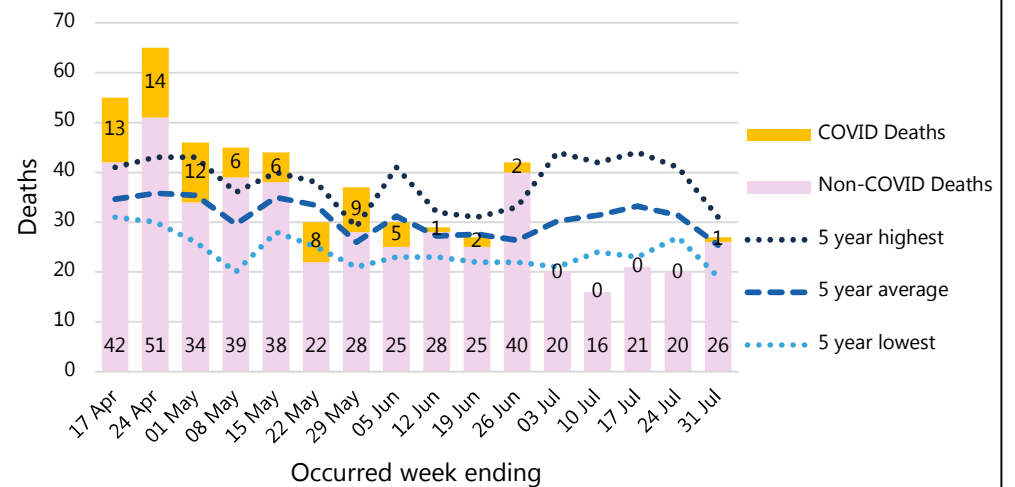


Somerset COVID Care Home Deaths (weekly) (CQC)

Week reported



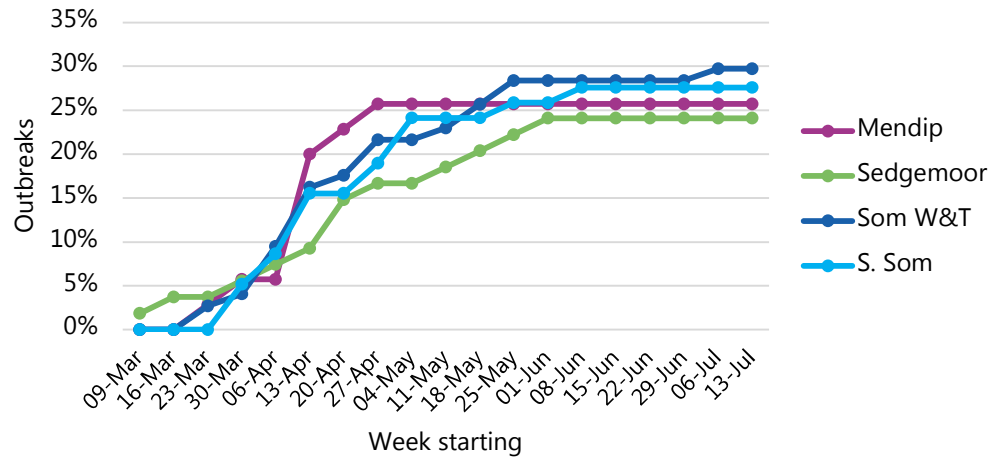
Somerset Care Home Deaths (weekly) (ONS)



Somerset Public Health COVID-19 Dashboard

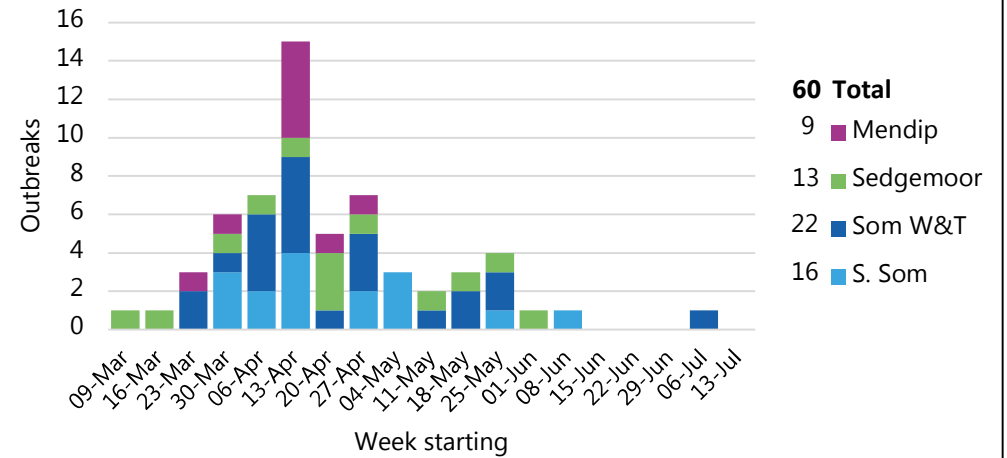
Percentage of care homes reporting COVID outbreaks

New Weekly Reports (PHE)

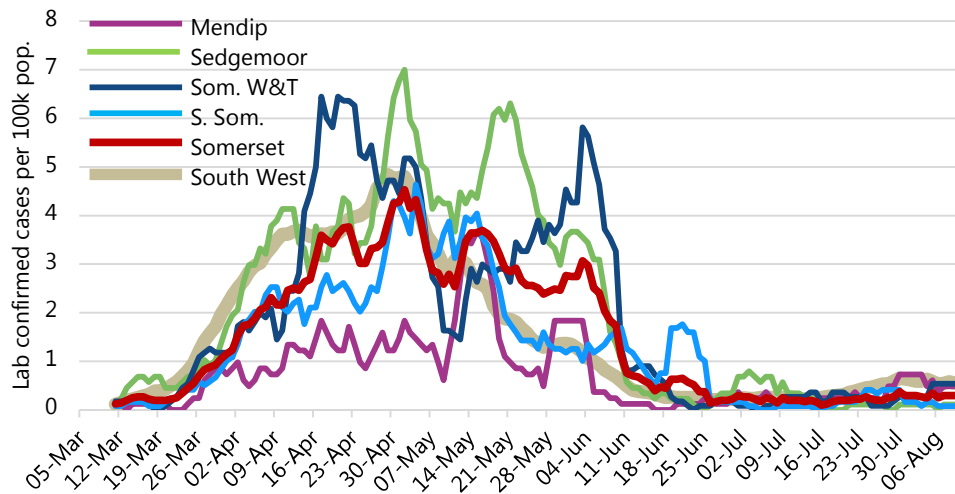


Number of care homes reporting COVID outbreaks

New Weekly Reports (PHE)



Daily detected cases pillars 1&2 (Lab confirmed) per 100k pop. 7 day rolling averages

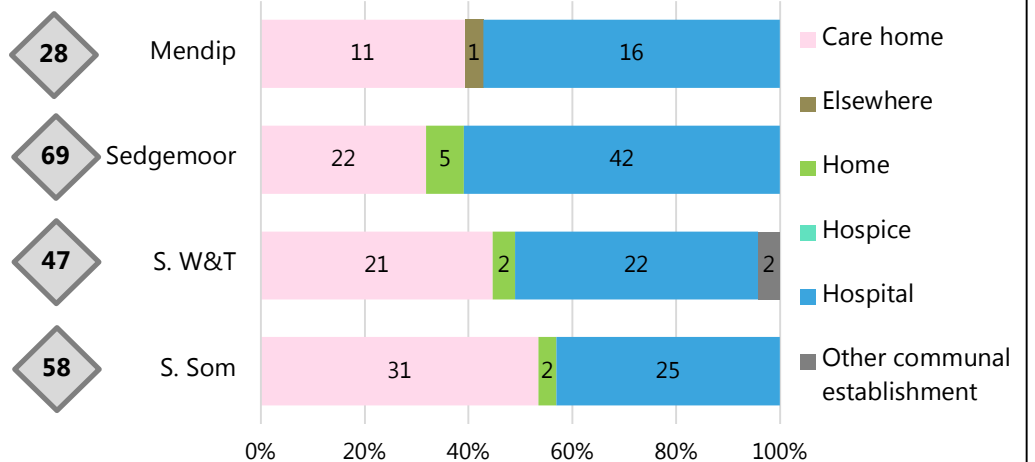


District COVID deaths (ONS data)

31/07/2020

Total deaths

Place of death breakdown



Somerset Public Health COVID-19 Dashboard

Data type	Next updated	How published	Link for more information
NHS 111 Triages	12/08/2020	Published weekdays only, with data to day before.	https://digital.nhs.uk/dashboards/nhs-pathways#dashboard
Lab confirmed cases: Pillars 1 & 2	11/08/2020	Published daily ~5pm with data to day before. By specimen date.	https://coronavirus.data.gov.uk/
R value from SAGE group	14/08/2020	Published approximately weekly.	https://www.gov.uk/guidance/the-r-number-in-the-uk
Care home outbreaks (PHE)	No longer updated	Published weekly on Thursdays with data to Sunday before.	https://www.gov.uk/government/statistical-data-sets/covid-19-number-of-outbreaks-in-care-homes-management-information
Hospital deaths (NHSE)	12/08/2020	Published daily ~2pm with data to day before. Most recent 5 days subject to data updates.	https://www.england.nhs.uk/statistics/statistical-work-areas/covid-19-daily-deaths/
Care home deaths (CQC)	18/08/2020	Published weekly on Tuesdays with data to Friday before.	https://www.ons.gov.uk/peoplepopulationandcommunity/birthsdeathsandmarriages/deaths/datasets/numberofdeathsincarehomesnotifiedtothecarequalitycommissionengland
Death counts (ONS) County and district level	18/08/2020	Published weekly on Tuesday with data to the Friday 11 days before.	https://www.ons.gov.uk/peoplepopulationandcommunity/healthandsocialcare/causesofdeath/datasets/deathregistrationsandoccurrencesbylocalauthorityandhealthboard

NB The higher case numbers seen in early June include a number of cases that have been falsely identified as positive following an issue at the laboratory. For further information please see the following statement from Somerset NHS Foundation Trust <https://somerseft.nhs.uk/?news=issue-affecting-some-covid-19-test-results-for-some-inpatients-at-musgrove-park-hospital>

The UK government have been unable to provide the usual update on the lab confirmed cases on 11th August due to technical difficulties.

Dashboard available at: <https://www.somerset.gov.uk/covid-19-dashboard/>