

Somerset Public Health COVID-19 Dashboard

The higher case numbers seen in early June include a number of cases that have been falsely identified as positive following an issue at the laboratory.

For further information please see the following statement from Somerset NHS Foundation Trust

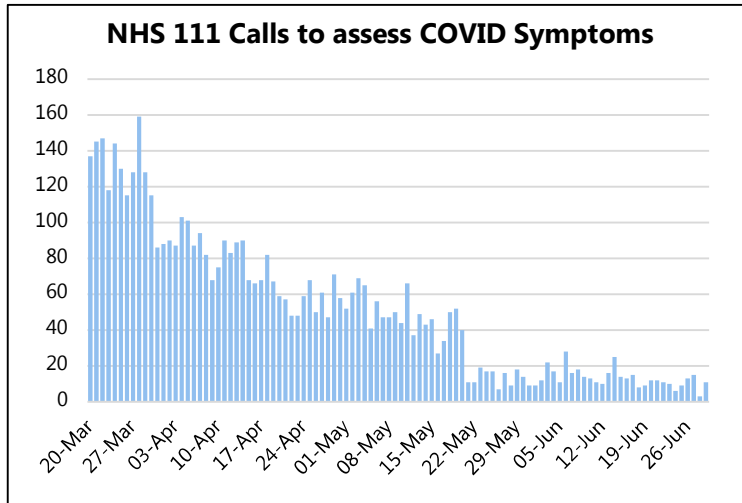
<https://somerseft.nhs.uk/?news=issue-affecting-some-covid-19-test-results-for-some-inpatients-at-musgrove-park-hospital>

NHS 111 COVID Demand



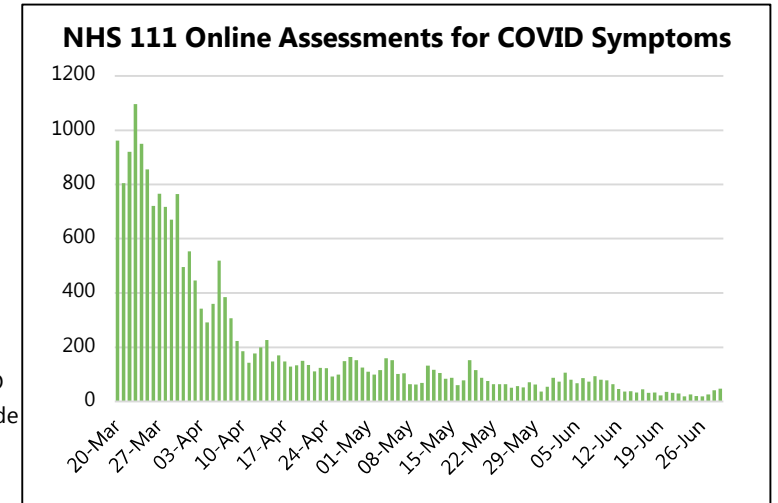
Latest daily Somerset based calls to NHS 111 to assess COVID symptoms

29/06/2020



Latest daily NHS 111 Online symptom assessments for COVID giving Somerset postcode

29/06/2020

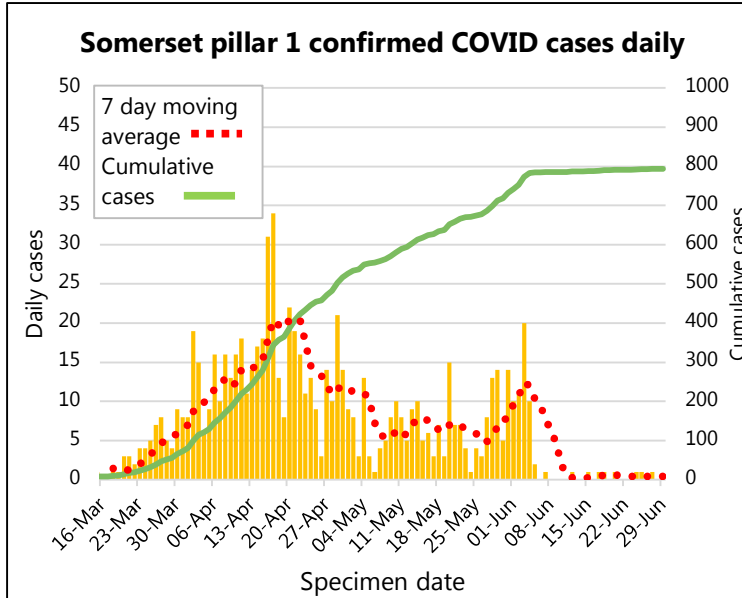


Detected cases



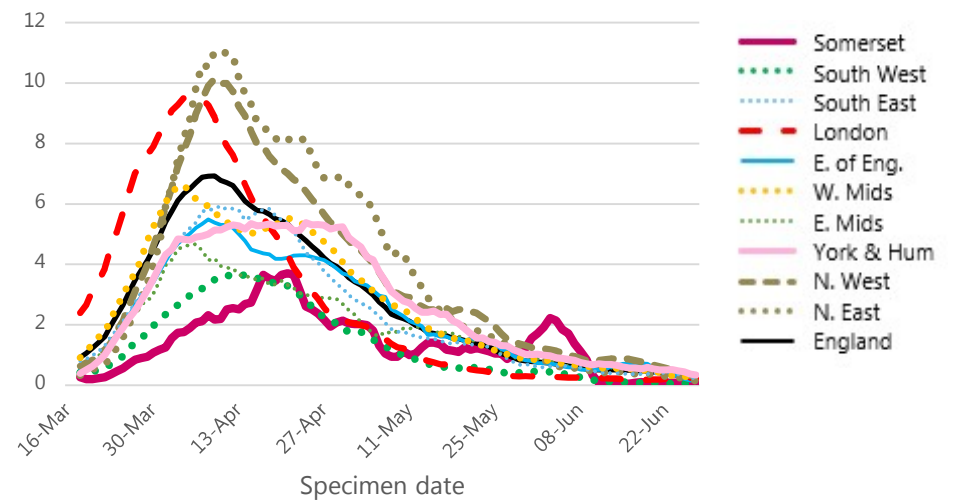
Total pillar 1 lab-confirmed COVID cases in Somerset

29/06/2020



National comparison lab confirmed cases 7-day averages

Lab confirmed cases in regions per 100k pop.



Somerset Public Health COVID-19 Dashboard

Latest R number range for the South West

0.6-0.9

Last updated on Thursday 25 Jun 2020

Produced by:

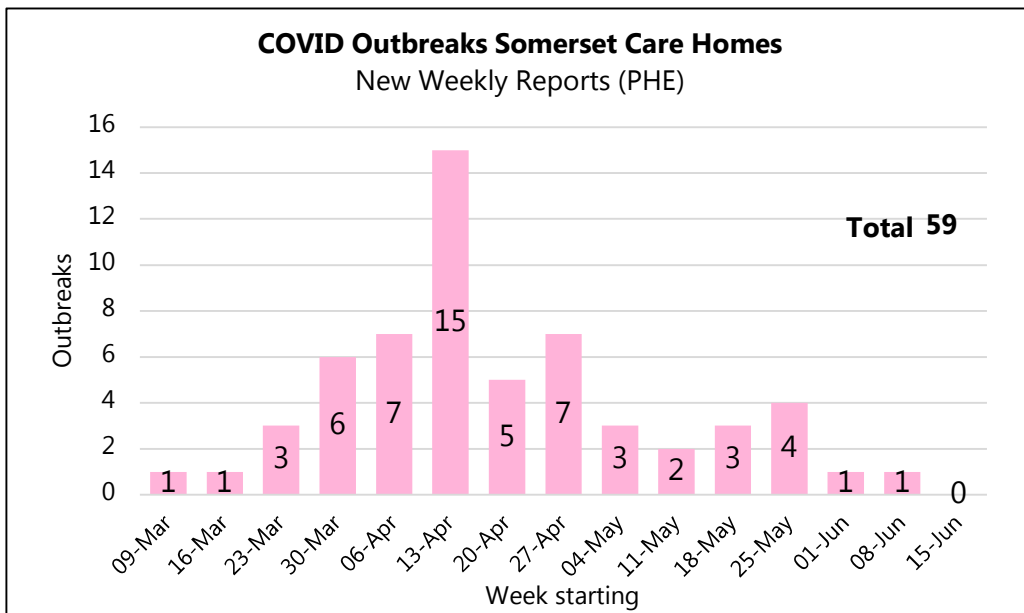
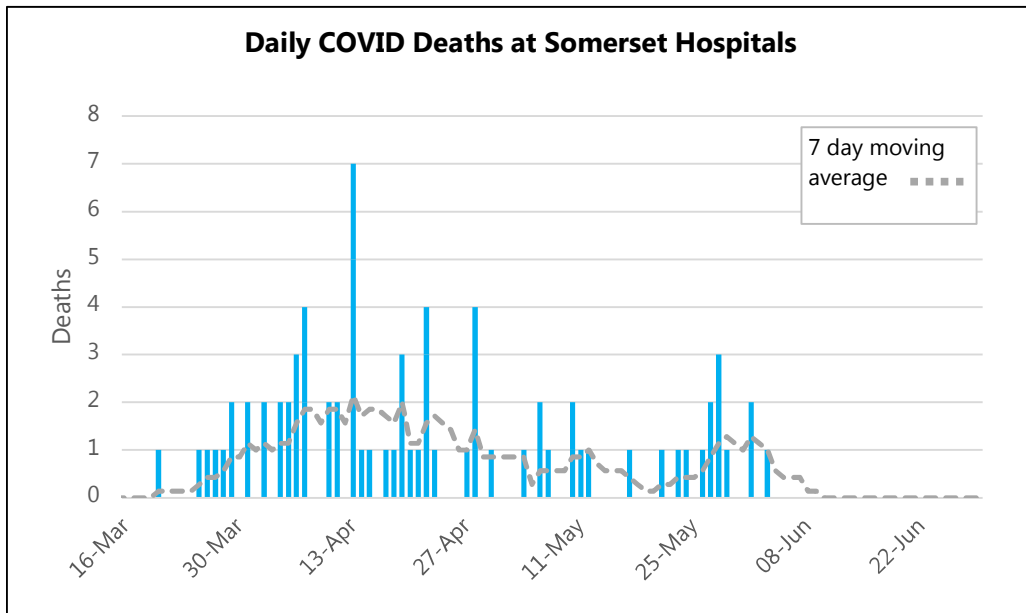
UK Government Scientific Advisory Group for Emergencies (SAGE)

What is R?

The reproduction number (R) is the average number of secondary infections produced by 1 infected person.

An R number of 1 means that on average every person who is infected will infect 1 other person, meaning the total number of new infections is stable.

Region	R
UK	0.7-0.9
England	0.7-0.9
East of England	0.7-0.9
London	0.7-0.9
Midlands	0.7-0.9
NE and Yorks	0.7-0.9
North West	0.7-1.0
South East	0.7-0.9
South West	0.6-0.9



Somerset Public Health COVID-19 Dashboard

COVID deaths week ending

🕒 19/06/2020

All COVID

2

Hospital

0

Care Home

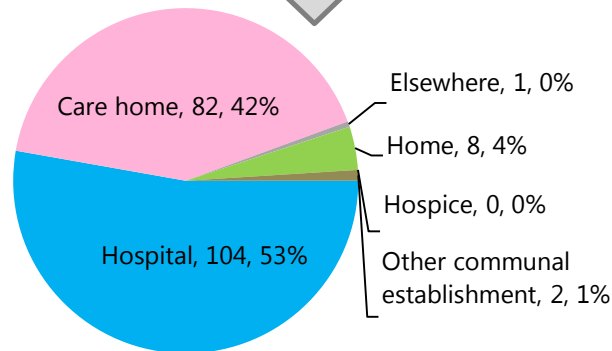
2

Other

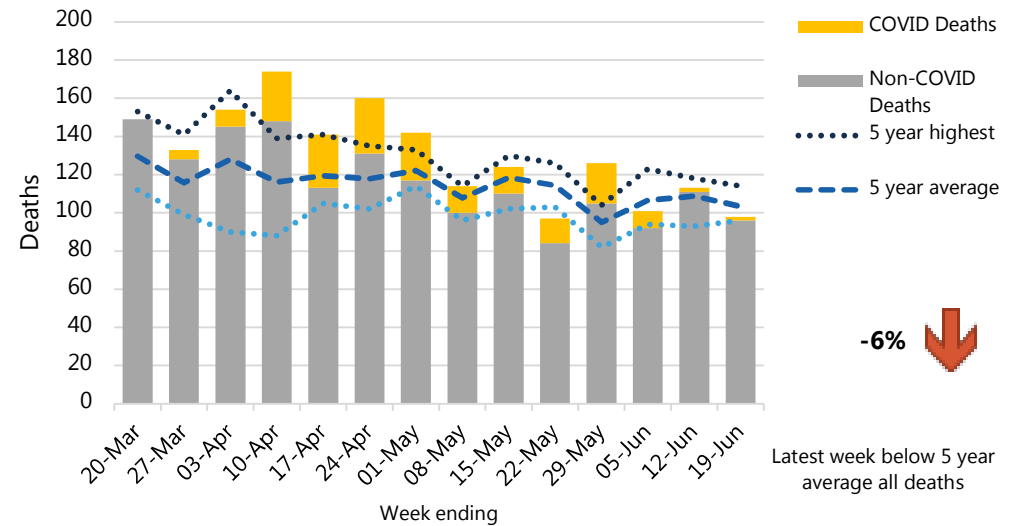
0

All COVID Deaths in Somerset by Place of Death (ONS)

Total 197 19/06/2020

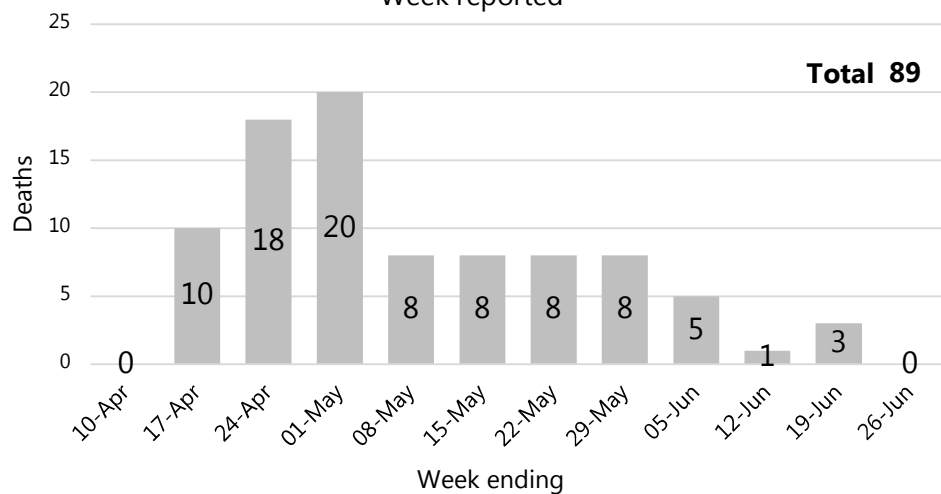


Somerset All Deaths (weekly) (ONS)

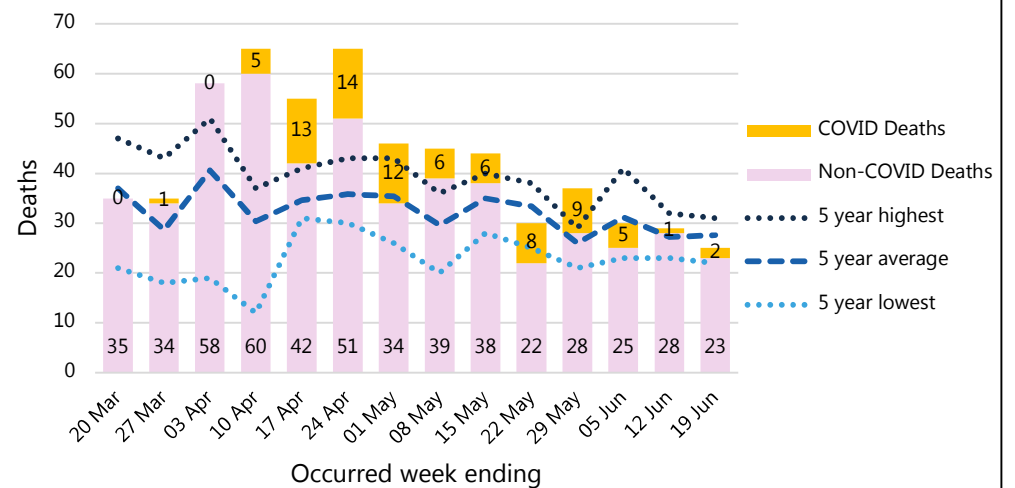


Somerset COVID Care Home Deaths (weekly) (CQC)

Week reported



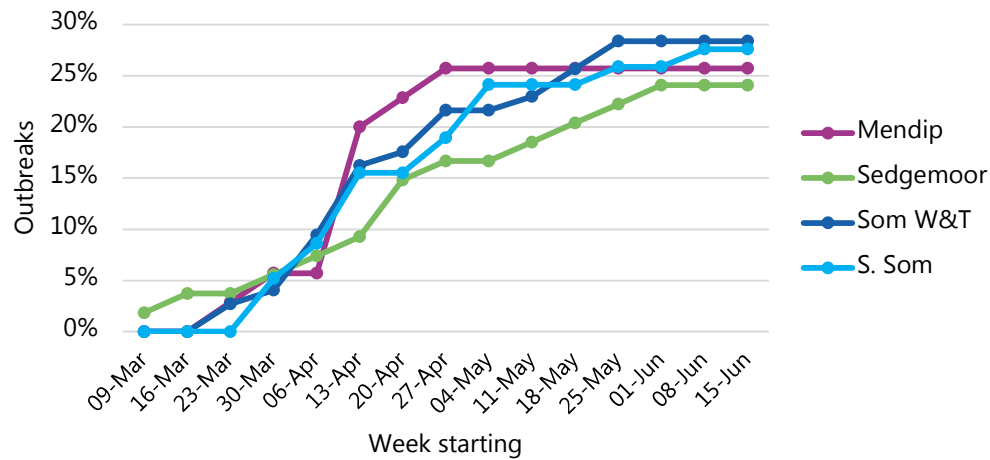
Somerset Care Home Deaths (weekly) (ONS)



Somerset Public Health COVID-19 Dashboard

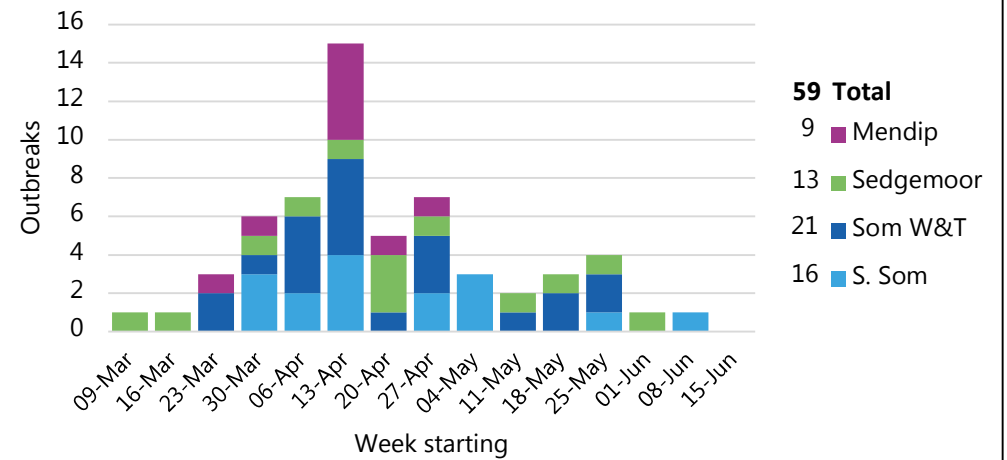
Percentage of care homes reporting COVID outbreaks

New Weekly Reports (PHE)

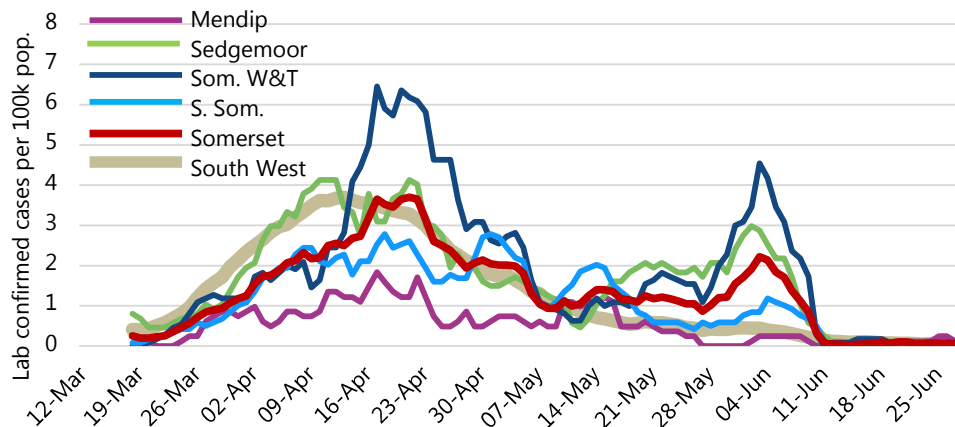


Number of care homes reporting COVID outbreaks

New Weekly Reports (PHE)



Daily detected cases (Lab confirmed) per 100k pop. 7 day rolling averages

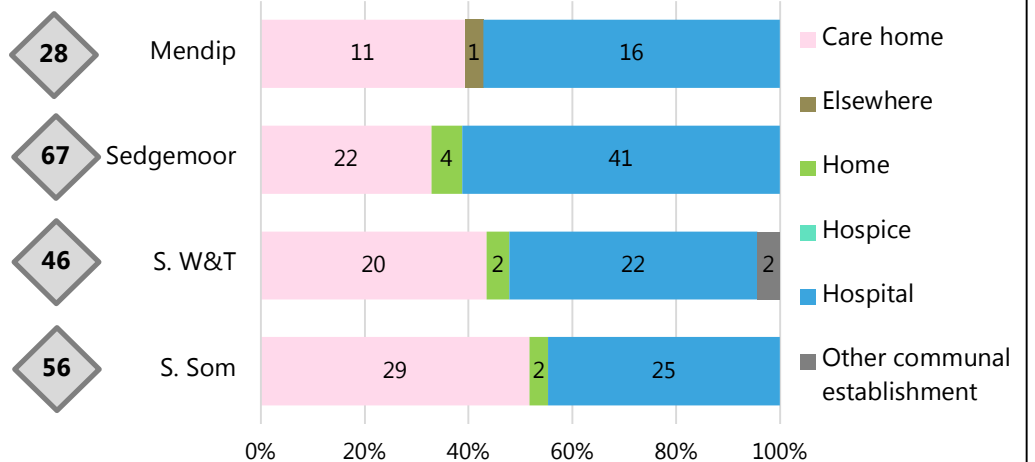


District COVID deaths (ONS data)

19/06/2020

Total deaths

Place of death breakdown



Note: Most recent case counts for early June in Somerset districts include some data from incorrect lab results. See page 1 for more details.

Produced 01/07/2020 For data sources see final page. For more information contact publichealth@somerset.gov.uk

Somerset Public Health COVID-19 Dashboard

Data type	Next updated	How published	Link for more information
NHS 111 Triages	01/07/2020	Published weekdays only, with data to day before.	https://digital.nhs.uk/dashboards/nhs-pathways#dashboard
Lab confirmed cases: Pillar 1	01/07/2020	Published daily ~5pm with data to day before. By specimen date.	https://coronavirus.data.gov.uk/
R value from SAGE group	02/07/2020	Published approximately weekly.	https://www.gov.uk/guidance/the-r-number-in-the-uk
Care home outbreaks (PHE)	02/07/2020	Published weekly on Thursdays with data to Sunday before.	https://www.gov.uk/government/statistical-data-sets/covid-19-number-of-outbreaks-in-care-homes-management-information
Hospital deaths (NHSE)	01/07/2020	Published daily ~2pm with data to day before. Most recent 5 days subject to data updates.	https://www.england.nhs.uk/statistics/statistical-work-areas/covid-19-daily-deaths/
Care home deaths (CQC)	07/07/2020	Published weekly on Tuesdays with data to Friday before.	https://www.ons.gov.uk/peoplepopulationandcommunity/birthsdeathsandmarriages/deaths/datasets/numberofdeathsincarehomesnotifiedtothecarequalitycommissionengland
Death counts (ONS) County and district level	07/07/2020	Published weekly on Tuesday with data to the Friday 11 days before.	https://www.ons.gov.uk/peoplepopulationandcommunity/healthandsocialcare/causesofdeath/datasets/deathregistrationsandoccurrencesbylocalauthorityandhealthboard

Dashboard available at: <https://www.somerset.gov.uk/covid-19-dashboard/>